

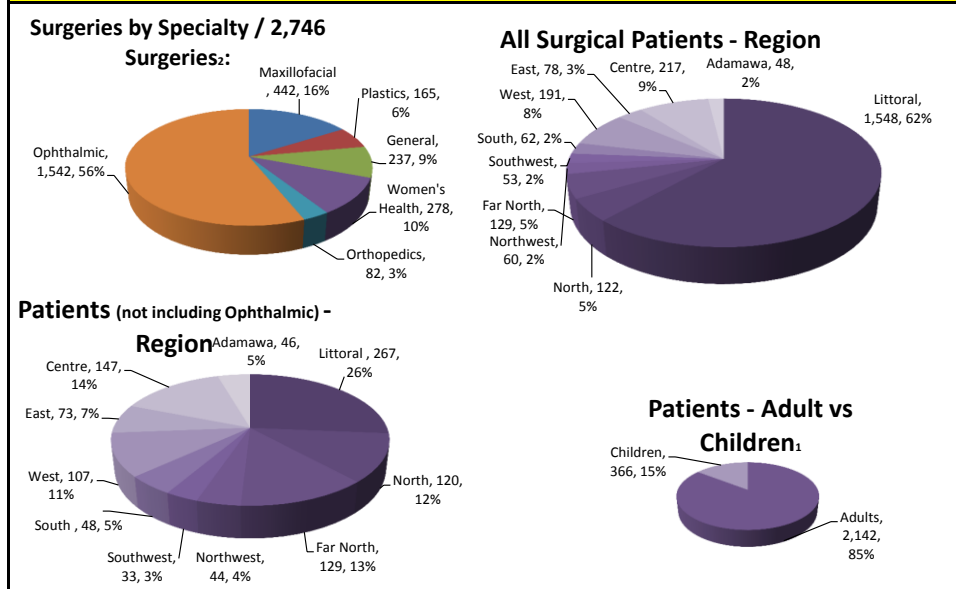
Mercy Ships Africa Mercy Statistics

Field Service to Date: 16 August 2017 - 03 June 2018 Final  
Cameroon - August 2017 - June 2018



| Direct Medical Services  |           |   |
|--|-----------|---|
|  | Surgeries | Unique Patients   |
| Orthopedic Surgeries   | 82        | 81<br>41 Men + 40 Women 81 Children                     |
| Maxillofacial, Head & Neck Surgeries<br>(of which 108 Cleft Lip / Palate Repair Surgeries) | 442       | 334<br>173 Men + 161 Women 193 Adults + 141 Children    |
| Reconstructive Plastics Surgeries  | 165       | 134<br>72 Men + 62 Women 68 Adults + 66 Children        |
| General Surgeries  | 237       | 219<br>157 Men + 62 Women 166 Adults + 53 Children      |
| Ophthalmic Surgeries   | 1,542     | 1,494<br>860 Men + 634 Women 1,475 Adults + 19 Children |
| Women's Health Surgeries   | 278       | 246<br>All Women 240 Adults + 6 Children                |
| <b>Total Number of Surgeries<sup>2</sup> = 2,746</b>                                       |           |   |
| <b>Total Number of Surgical Unique Patients<sup>3</sup> = 2,508</b>                        |           |   |
| <b>Patients: (2,142 Adults + 366 Children) (1,303 Men + 1,205 Women)</b>                   |           |   |

| Patient Selection  |               |               |
|--|---------------|---------------|
| Surgical Screening   |               |               |
| Via 30 Doctors in All 10 Regions of Cameroon - Registered Potential Patients in the smart phone application prior to the arrival of the Africa Mercy |               |               |
| Orthopedics  | 1,933         |               |
| Maxillofacial, Head & Neck   | 1,064         |               |
| Reconstructive Plastics  | 1,925         |               |
| General  | 4,058         |               |
| Ophthalmic   | 1,482         |               |
| Women's Health   | 786           |               |
| <b>Total:</b>  | <b>11,248</b> |               |
| Ophthalmic Screening in Douala   |               |               |
| Primary Screening  | 24,401        |               |
| Secondary Screening  | 2,798         |               |
| Via Referrals - Email, Facebook, Crew, Day Crew, Phone, etc.   |               |               |
| <b>Total:</b>  | <b>182</b>    |               |
| Additional Registration of Potential Patients via the Smart Phone App at Patient Assembly  |               |               |
| <b>Total:</b>  | <b>227</b>    |               |
| <b>Total Potential Surgical Patients Screened:</b>   | <b>36,058</b> | <b>people</b> |



| Direct Medical Services  |                   |                                 |
|--|-------------------|---------------------------------|
| Ponseti Clubfoot Corrections                                   |                   | Patients<br>24                  |
| Palliative Care  | Encounters        | Unique Patients                 |
| Provide Homecare for Terminally Ill (Adults - 2 men + 1 woman) | 72                | 3                               |
| Dental Project   | Dental Procedures | Patient Encounters <sup>4</sup> |
| Dental Care - tooth decay and infections                       | 20,886            | 10,780                          |
| Clinical Dental Hygiene Services                               | 1,156             | 1,156                           |
| Provide Dentures   | 155               |                                 |
| Unique Dental Patients (Adults and Children)                   |                   | 9,220                           |
| Hospital Chaplaincy  |                   |                                 |
| One on One Hospital Chaplaincy Sessions                        | 1,641             | Sessions                        |
| Bibles Distributed   | 685               | Bibles                          |
| One on One HIV Counseling Sessions                             | 1,678             | Sessions                        |
| <i>(Hospital Chaplaincy, Screening or Admissions Teams)</i>    |                   |                                 |

Available for External Use Page 1 of 2 Updated Weekly  
 1 = Adult = 18 years and above / Child = 17 years and below 2 = Surgeries - counting each visit to the operating room/theatre as a surgery/OR visit  
 3 = Unique Patients - counting each unique patient only once and not counting them more than once even if they receive more than one surgery or visits to the OR  
 4 = Dental Patient Encounter - some patients might be counted twice if they return for separate treatments.

**Mercy Ships Africa Mercy Statistics**  
**Field Service to Date: 16 August 2017 - 03 June 2018 Final**  
**Cameroon - August 2017 - June 2018**



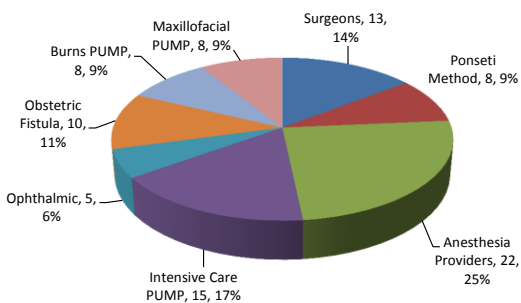
**Capacity Building - Medical Training - Mentoring**

| Participants  |    |
|---|----|
| <b>Maxillofacial Partner Unit Mentoring Program (PUMP)</b>        |    |
| Mentor Surgeons   | 2  |
| Mentor Anesthesia Providers                                       | 2  |
| Mentor Nurses   | 4  |
| <b>Ophthalmic Mentoring</b>                                       |    |
| Mentor Ophthalmic Surgeons  | 3  |
| Mentor Ophthalmic Nurses  | 2  |
| <b>Ponseti Method</b>   |    |
| Mentor Surgeons / Medical Doctors                                 | 3  |
| Mentor Healthcare Workers   | 5  |
| <b>Obstetric Fistula Mentoring</b>                                |    |
| Mentor Surgeon in Obstetric Fistula                               | 1  |
| Mentor Nurses in Obstetric Fistula                                | 9  |
| <b>Burns Partner Unit Mentoring Program (PUMP)</b>                |    |
| Mentor Surgeon in Burns   | 1  |
| Mentor Anesthesia Provider in Burns                               | 2  |
| Mentor Nurses in Burns  | 5  |
| <b>Intensive Care (ICU) Partner Unit Mentoring Program (PUMP)</b> |    |
| Mentor Anesthesia Providers                                       | 2  |
| Mentor Nurses   | 8  |
| Mentor Physical Therapists  | 4  |
| Mentor Dietician  | 1  |
| <b>Surgeons Mentoring (Various Specialties)</b>                   |    |
|   | 13 |
| <b>Anesthesia Providers Mentoring</b>                             |    |
|   | 22 |
| <b>Total Participants in Mentoring = 89</b>                       |    |

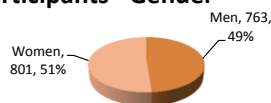
**Capacity Building - Medical Training - Courses**

| Participants  |     |
|---|-----|
| SAFE <sub>2</sub> Obstetric Anesthesia #1 (28-30 November) Douala | 31  |
| SAFE Obstetric Anesthesia #2 (13-15 February 2018) Douala         | 29  |
| SAFE Obstetric Anesthesia #3 (22-24 May 2018) Douala              | 32  |
| SAFE Obstetric Anesthesia - Training of Trainers                  | 31  |
| SAFE Pediatric Anesthesia #1 (3-5 October) Yaoundé                | 30  |
| SAFE Pediatric Anesthesia #2 (16-18 January 2018) Douala          | 29  |
| SAFE Pediatric Anesthesia #3 (10-12 April 2018) Douala            | 23  |
| SAFE Pediatric Anesthesia - Training of Trainers                  | 27  |
| Essential Surgical Skills #1 & #2 (13-17 November) Douala         | 20  |
| Essential Surgical Skills #3 & #4 (29 Jan-2 Feb 2018) Douala      | 21  |
| Essential Surgical Skills #5 & #6 (23-27 April 2018) Douala       | 21  |
| Essential Surgical Skills - Training of Trainers                  | 8   |
| Primary Trauma Care #1 & #2 (23-27 October) Yaoundé               | 34  |
| Primary Trauma Care #3 & #4 (11-15 December) Douala               | 37  |
| Primary Trauma Care #5 & #6 (19-23 March 2018) Douala             | 33  |
| Primary Trauma Care - Training of Trainers                        | 28  |
| Essential Pain Management (19-22 September) Yaoundé               | 37  |
| Essential Pain Management - Training of Trainers                  | 4   |
| Nutritional Agriculture   | 34  |
| Sterile Processing  | 20  |
| Sterile Processing - Training of Trainers                         | 10  |
| Ponseti   | 16  |
| Ophthalmic Technicians / Ophthalmic Nurses                        | 17  |
| Biomedical Technician Training                                    | 24  |
| Ophthalmic - Glaucoma (February 2018) Yaoundé                     | 28  |
| Ultrasound (March 2018) Douala                                    | 18  |
| Regional Anesthesia (November 2017 and March 2018)                | 8   |
| Neonatal Resuscitation (January 2018)                             | 61  |
| <b>Below Training in all of Cameroon:</b>                         |     |
| WHO Surgical Safety Checklist                                     | 764 |
| - 37 hospitals / 74 Lifebox Pulse Oximeters Distributed           |     |
| <b>Total Participants in Courses = 1,475</b>                      |     |

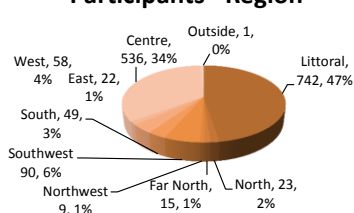
**Mentoring - 89 participants**



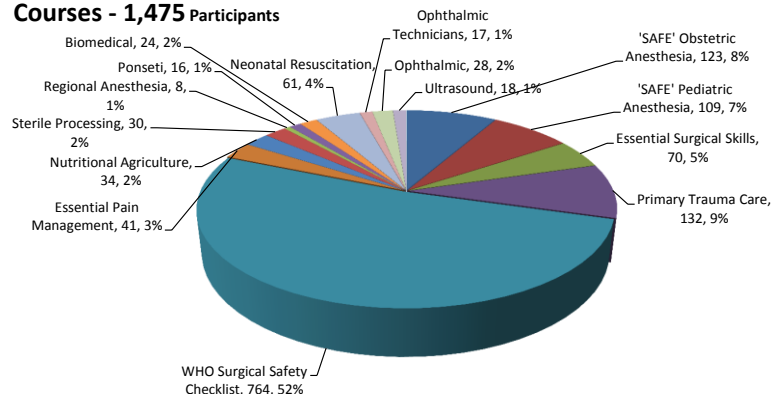
**Participants - Gender**



**Participants - Region**



**Courses - 1,475 Participants**



**Capacity Building - Renovations**

|  |       |               |
|--|-------|---------------|
| Renovation of Building at Central Laquintinie Hospital for use as Dental Clinic and Eye Clinic - started in April - finished in July |       |               |
| Renovation of Building at Central Laquintinie Hospital for use as Biomedical Workshop - started in July - finished in August         |       |               |
| Renovation of Building at Nylon District Hospital for use HOPE Center - started in April - finished in July                          |       |               |
| <b>Mercy Ministries</b>  |       |               |
| Partner Site Visits  | 204   | Visits        |
| Crew Participant Opportunities   | 2,553 | Opportunities |
| People Reached   | 8,502 | People        |